

Painting criteria and building your skills step-by-step

Pîvanên boyaxkirinê û avakirina hunera xwe gav-gav ava dikin

Quality of observation: Careful detail, proportion, and shading with the goal of realism


Qalîteya çavdêriyê: hûngulî, berbiçav, û şirovekirina armanca realîzmê

Quality of painting technique: Excellent colour mixing, blending, brushwork, and texture

Teknîka Painting-ê: tevlihevkirina rengîn, tevlihevkirina rengîn, blend, brush, û text


Composition: Creating a full, well-balanced, non-central composition with a clear colour scheme

Berhevok: Afirandina tevahî, baş-hevseng, bi renek renek zelal




Step 1. Learn how to mix colours and greys

Gav 1. Fêr bibe ka meriv çawa reng û rengan tevlihev dike



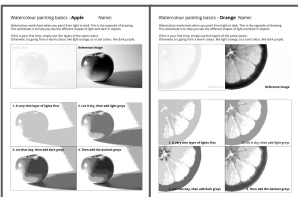
Step 2. Practice basic watercolour techniques

Gav 2. Teknîkên avareng ên bingehîn pratîk bikin




Step 3. Optionally, learn how to abstractly express emotion

Gav 3. Bi awayekî vebijarkî, fêr bibin ka meriv çawa bi awayekî abstrakt hestê xwe îfade dike




Step 4. Practice painting in layers from dark to light

Gav 4. Pratîkê di nav pêlên ji tarî de ji ronahiyê



Step 5. Practice painting from photos

Gav 5. Pratîkê ji wêneyan bikişînin



Step 6. Develop an idea for your painting

Gav 6. Ji bo wêneya we ramanek pêşve bibin